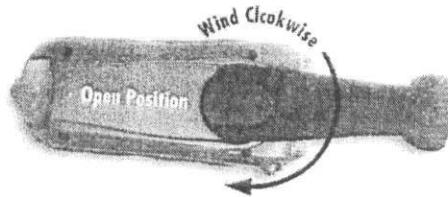



THE ILLUMINATOR FLASHLIGHT RADIO INSTRUCTIONS

- 1) Lift handle up and into the open position.
- 2) Turn handle in a clockwise direction to charge the unit.

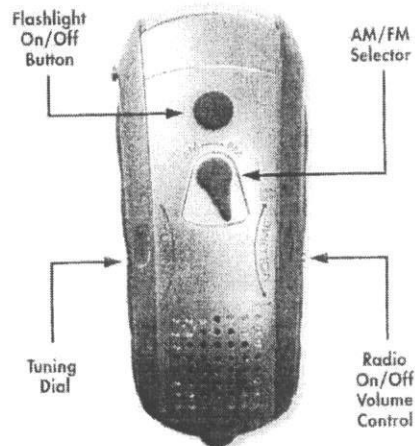


NOTE: On initial charge, it is recommended to wind the unit for 3-5 minutes to fully charge. Periodic winding is recommended to maintain operating life. It is also recommended to do this if item has not been used for an extended period of time. To prolong operating life, it is recommended to never let the unit run completely out of power and always turn the unit off when not in use.

- 3) Return handle to the closed position
- 4) To operate light, press on/off button, press consecutively to change light intensity.
- 5) To operate radio:



- a) Extend antenna and swivel upward into the open position.
- b) Choose radio band (AM/FM) by Switching radio band indicator to desired position.
- c) Turn radio on by rotating volume dial clockwise. Continue to rotate dial clockwise to increase volume.
- d) Rotate tuning dial to desired station. Station reception is improved with antenna in the fully extended position.
- e) Turn radio off by rotating volume dial counter-clockwise until click is heard.



Mark Feldstein & Associates
www.markfeldstein.com
Toll Free Number 800-755-6504